



## 2025 Country profile

# Equatorial Guinea

## World ranking

17 of 152 countries ▲ 7

## Africa ranking

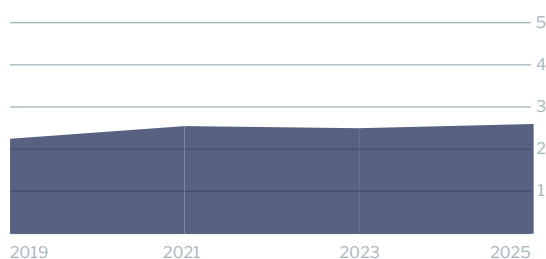
6 of 38 countries ▲ 1

## East Atlantic ranking


4 of 41 countries

## IUU score trends

2023 - 2025 change ▲ 0.09

2025  
IUU  
Score

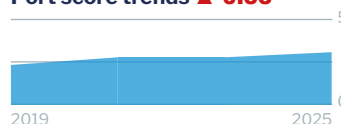
2.61



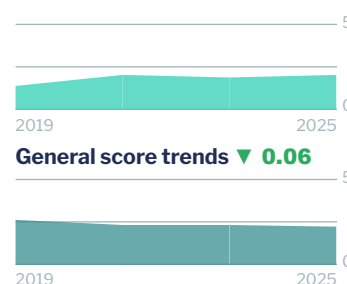
## Coastal score trends — 0




## Port score trends ▲ 0.33



## Flag score trends ▲ 0.15



## General score trends ▼ 0.06



Note: Higher scores closer to 5, and ranks closer to 1, indicate worse/poor performance. Green or red arrows show change in 2025 compared to 2023

**Coastal score** 3.38 — 0**Coastal score by vulnerability** 4.00 — 0

## Related Indicators

	2025	2023	2023-2025 change	2021
Size of EEZ	3.0	3.0	— 0	3.0
Agreement over all maritime boundaries	5.0*	5.0	— 0	5.0
Dependency on fish for protein	3.0	3.0	— 0	3.0
Authorise foreign vessels to operate in EEZ	5.0*	5.0	— 0	5.0

\* indicates that scores from an older version of the Index have been used due to 2025 data not being available.

**Coastal score by prevalence** 2.60 — 0

Has MSC-certified fisheries	5.0	5.0	— 0	5.0
Views of MCS practitioners on coastal compliance incidents	1.0	1.0	— 0	1.0

**Coastal score by response** 3.40 — 0

Coastal State is contracting party or cooperating non-contracting party to all relevant RFMOs	1.0	1.0	— 0	1.0
Operate a national VMS/FMC centre	5.0*	5.0	— 0	5.0

\* indicates that scores from an older version of the Index have been used due to 2025 data not being available.



**Flag score** **2.05** ▲ **0.15**
**Flag score by vulnerability** **1.00** — 0

Related Indicators	2025	2023	2023-2025 change	2021
Distant water vessels on RFMO RAVs	1.0	1.0	— 0	1.0
Distant water vessels under several RFMOs	not available	not applicable		not applicable

**Flag score by prevalence** **1.33** — 0

Vessels on IUU lists	2.0	2.0	— 0	3.0
View of fisheries observers on flag state compliance incidents	1.0	1.0	— 0	1.0
Views of MCS practitioners on flag state compliance incidents	1.0	1.0	— 0	1.0

**Flag score by response** **3.25** ▲ **0.37**

Accepted FAO Compliance Agreement	not available	not applicable		not applicable
Registered vessels with foreign or unknown ownership 	5.0	5.0	— 0	5.0
Provision of vessel data for inclusion in Global Record	5.0	5.0	— 0	5.0
Compliance with RFMO flag state obligations	3.0	2.0	▲ 1.0	2.0
Flag State is contracting party or cooperating non-contracting party to all relevant RFMOs	1.0	1.0	— 0	1.0

 Indicator "Authorised vessel data provided to FAO HSVAR" used in 2019 was changed to "Registered vessels with foreign or unknown ownership" from 2021.

**Port score** **3.11** ▲ **0.33**
**Port score by vulnerability** **4.00** — 0

Related Indicators	2025	2023	2023-2025 change	2021
Number of fishing ports	3.0*	3.0	— 0	3.0
Port visits by foreign fishing or carrier vessels	5.0*	5.0	— 0	5.0

**Port score by prevalence** **1.00** — 0

Views of MCS practitioners on port compliance incidents	1.0	1.0	— 0	1.0
View of fisheries observers on port compliance incidents	1.0	1.0	— 0	1.0

\* Indicates that scores from an older version of the Index have been used due to 2025 data not being available.

**Port score by response** **4.25** **▲ 0.75**

Related Indicators

Party to the PSMA

2025

5.0

2023

5.0

2023-2025  
change

— 0

2021

5.0

Designated ports specified for entry by foreign vessels

5.0\*

5.0

— 0

5.0

Compliance with RFMO port state obligations

3.0

1.0

▲ 2.0

1.0

\* indicates that scores from an older version of the Index have been used due to 2025 data not being available.

**General score** **2.27** **▼ 0.06****General score by vulnerability** **3.22** **— 0**

Related Indicators

Trade balance for fisheries products

2025

5.0

2023

5.0

2019-2021  
change

— 0

2021

5.0

Share of global imports

1.0

1.0

— 0

1.0

Perception of levels of corruption

5.0

5.0

— 0

5.0

Gross national income per capita

3.0

3.0

— 0

3.0

Volume of catches

1.0

1.0

— 0

1.0

**General score by prevalence** **1.00** **— 0**

Carded' under the EU IUU Regulation

1.0

1.0

— 0

1.0

Identified' by NOAA for IUU fishing

1.0

1.0

— 0

1.0

Mentions of IUU fishing in media reports

1.0

1.0

— 0

1.0

**General score by response** **2.29** **▼ 0.14**

Mandatory vessel tracking for commercial seagoing fleet

1.0\*

1.0

— 0

1.0

Demand for MSC products

5.0

5.0

— 0

5.0

Ratification/accession of UNCLOS Convention

1.0

1.0

— 0

1.0

Ratification/accession of UNFSA

5.0

5.0

— 0

5.0

Mentions in media reports to combatting IUU fishing

4.0

5.0

▼ 1.0

5.0

Have a NPOA-IUU

1.0\*

1.0

— 0

1.0

Market State is contracting party or cooperating non-contracting party to relevant RFMOs

1.0

1.0

— 0

1.0

\* indicates that scores from an older version of the Index have been used due to 2025 data not being available.