

2025 Country profile

Egypt


World ranking
14 of 152 countries

Africa ranking
4 of 38 countries ▼ **1**

Mediterranean & Black Sea ranking
1 of 26 countries ▲ **1**

2025
IUU
Score

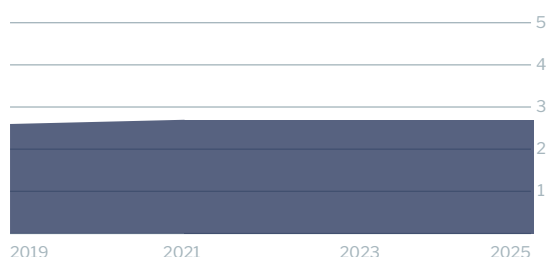
2.70



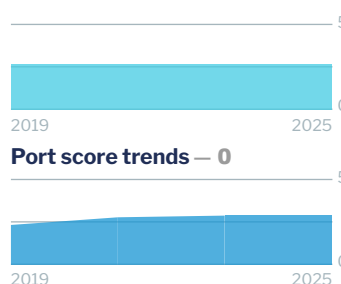
2.64 2.67 2.89 2.63
Coastal Flag Port General

IUU score trends

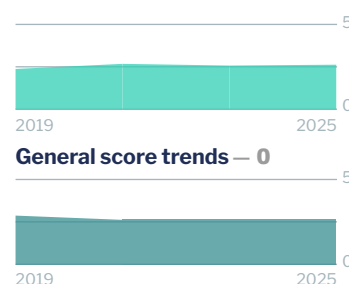
2023 - 2025 change ▲ **0.02**



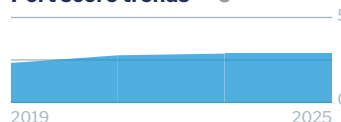
Coastal score trends — 0




Flag score trends ▲ 0.09



Port score trends — 0



General score trends — 0



Note: Higher scores closer to 5, and ranks closer to 1, indicate worse/poor performance. Green or red arrows show change in 2025 compared to 2023

Coastal score **2.64** — 0

Coastal score by vulnerability **3.50** — 0

Related Indicators

	2025	2023	2023-2025 change	2021
Size of EEZ	3.0	3.0	— 0	3.0
Agreement over all maritime boundaries	5.0*	5.0	— 0	5.0
Dependency on fish for protein	3.0	3.0	— 0	3.0
Authorise foreign vessels to operate in EEZ	not available	not available		not available

* indicates that scores from an older version of the Index have been used due to 2025 data not being available.

Coastal score by prevalence **2.60** — 0

Has MSC-certified fisheries	5.0	5.0	— 0	5.0
Views of MCS practitioners on coastal compliance incidents	1.0	1.0	— 0	1.0

Coastal score by response **1.00** — 0

Coastal State is contracting party or cooperating non-contracting party to all relevant RFMOs	1.0	1.0	— 0	1.0
Operate a national VMS/FMC centre	not available	not available		not available



Flag score **2.67** ▲ **0.09**


Flag score by vulnerability **3.50** — 0

Related Indicators	2025	2023	2023-2025 change	2021
Distant water vessels on RFMO RAVs	5.0	5.0	— 0	5.0
Distant water vessels under several RFMOs	2.0	2.0	— 0	2.0

Flag score by prevalence **1.67** — 0

Vessels on IUU lists	2.0	2.0	— 0	3.0
View of fisheries observers on flag state compliance incidents	1.0	1.0	— 0	1.0
Views of MCS practitioners on flag state compliance incidents	2.0	2.0	— 0	1.0

Flag score by response **3.11** ▲ **0.22**

Accepted FAO Compliance Agreement	1.0	1.0	— 0	1.0
Registered vessels with foreign or unknown ownership 	3.0	4.0	▼ 1.0	4.0
Provision of vessel data for inclusion in Global Record	5.0	5.0	— 0	5.0
Compliance with RFMO flag state obligations	4.0	3.0	▲ 1.0	4.0
Flag State is contracting party or cooperating non-contracting party to all relevant RFMOs	1.0	1.0	— 0	1.0

 Indicator “Authorised vessel data provided to FAO HSVAR” used in 2019 was changed to “Registered vessels with foreign or unknown ownership” from 2021.

Port score **2.89** — 0

Port score by vulnerability **4.50** — 0

Related Indicators	2025	2023	2023-2025 change	2021
Number of fishing ports	4.0*	4.0	— 0	3.0
Port visits by foreign fishing or carrier vessels	5.0*	5.0	— 0	5.0

Port score by prevalence **1.00** — 0

Views of MCS practitioners on port compliance incidents	1.0	1.0	— 0	1.0
View of fisheries observers on port compliance incidents	1.0	1.0	— 0	1.0

* Indicates that scores from an older version of the Index have been used due to 2025 data not being available.

**Port score by response** **3.50** – 0

Related Indicators	2025	2023	2023-2025 change	2021
Party to the PSMA	5.0	5.0	– 0	5.0
Designated ports specified for entry by foreign vessels	5.0*	5.0	– 0	5.0
Compliance with RFMO port state obligations	1.0	1.0	– 0	1.0

* indicates that scores from an older version of the Index have been used due to 2025 data not being available.

General score **2.63** – 0**General score by vulnerability** **3.11** – 0

Related Indicators	2025	2023	2019-2021 change	2021
Trade balance for fisheries products	5.0	5.0	– 0	5.0
Share of global imports	1.0	1.0	– 0	2.0
Perception of levels of corruption	4.0	4.0	– 0	4.0
Gross national income per capita	4.0	4.0	– 0	4.0
Volume of catches	1.0	1.0	– 0	1.0

General score by prevalence **1.00** – 0

Carded' under the EU IUU Regulation	1.0	1.0	– 0	1.0
Identified' by NOAA for IUU fishing	1.0	1.0	– 0	1.0
Mentions of IUU fishing in media reports	1.0	1.0	– 0	1.0

General score by response **3.50** – 0

Mandatory vessel tracking for commercial seagoing fleet	not available	not available		not available
Demand for MSC products	5.0	5.0	– 0	5.0
Ratification/accession of UNCLOS Convention	1.0	1.0	– 0	1.0
Ratification/accession of UNFSA	5.0	5.0	– 0	5.0
Mentions in media reports to combatting IUU fishing	5.0	5.0	– 0	5.0
Have a NPOA-IUU	not available	not available		not available
Market State is contracting party or cooperating non-contracting party to relevant RFMOs	1.0	1.0	– 0	1.0