



2025 Country profile

Congo (DRC)


World ranking
70 of 152 countries

Africa ranking
23 of 38 countries ▲ 1

East Atlantic ranking
17 of 41 countries ▲ 1

2025
IUU
Score

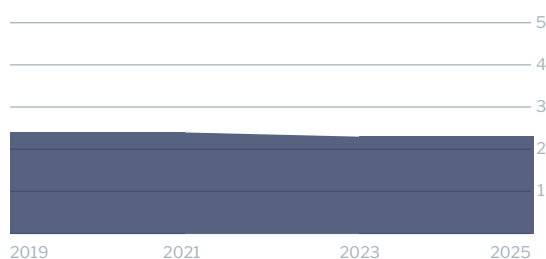
2.31



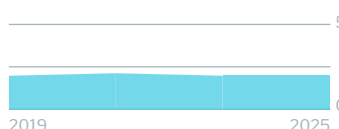
2.00 1.47 1.00 3.11
Coastal Flag Port General

IUU score trends


2023 - 2025 change — 0




Coastal score trends — 0




Port score trends — 0



Flag score trends ▼ 0.24



General score trends ▲ 0.15



Note: Higher scores closer to 5, and ranks closer to 1, indicate worse/poor performance. Green or red arrows show change in 2025 compared to 2023

Coastal score 2.00 — 0

Coastal score by vulnerability 1.00 — 0

Related Indicators

	2025	2023	2023-2025 change	2021
Size of EEZ	1.0	1.0	— 0	1.0
Agreement over all maritime boundaries	1.0*	1.0	— 0	1.0
Dependency on fish for protein	1.0	1.0	— 0	3.0
Authorise foreign vessels to operate in EEZ	1.0*	1.0	— 0	1.0

* indicates that scores from an older version of the Index have been used due to 2025 data not being available.

Coastal score by prevalence 2.60 — 0

Has MSC-certified fisheries	5.0	5.0	— 0	5.0
Views of MCS practitioners on coastal compliance incidents	1.0	1.0	— 0	1.0

Coastal score by response 2.60 — 0

Coastal State is contracting party or cooperating non-contracting party to all relevant RFMOs	5.0	5.0	— 0	5.0
Operate a national VMS/FMC centre	1.0*	1.0	— 0	1.0

* indicates that scores from an older version of the Index have been used due to 2025 data not being available.


Flag score **1.47** ▼ **0.24**
Flag score by vulnerability **1.00** – 0

Related Indicators	2025	2023	2023-2025 change	2021
Distant water vessels on RFMO RAVs	1.0	1.0	– 0	1.0
Distant water vessels under several RFMOs	not available	not applicable		not applicable

Flag score by prevalence **1.00** – 0

Vessels on IUU lists	1.0	1.0	– 0	1.0
View of fisheries observers on flag state compliance incidents	1.0	1.0	– 0	1.0
Views of MCS practitioners on flag state compliance incidents	1.0	1.0	– 0	1.0

Flag score by response **2.60** ▼ **0.80**

Accepted FAO Compliance Agreement	not available	not applicable		not applicable
Registered vessels with foreign or unknown ownership	1.0	5.0	▼ 4.0	5.0
Provision of vessel data for inclusion in Global Record	5.0	5.0	– 0	5.0
Compliance with RFMO flag state obligations	not available	not applicable		not applicable
Flag State is contracting party or cooperating non-contracting party to all relevant RFMOs	1.0	1.0	– 0	1.0

Indicator “Authorised vessel data provided to FAO HSVAR” used in 2019 was changed to “Registered vessels with foreign or unknown ownership” from 2021.

Port score **1.00** – 0

Port score by vulnerability **1.00** – 0

Related Indicators	2025	2023	2023-2025 change	2021
Number of fishing ports	1.0*	1.0	– 0	1.0
Port visits by foreign fishing or carrier vessels	not applicable	not applicable		not applicable

Port score by prevalence **-**

Views of MCS practitioners on port compliance incidents	not available	not applicable		not applicable
View of fisheries observers on port compliance incidents	not available	not applicable		not applicable



Port score by response

-

Related Indicators

Party to the PSMA

2025

not available

2023

not applicable

2023-2025
change

2021

not applicable

Designated ports specified for entry by foreign vessels

not available

not applicable

not applicable

Compliance with RFMO port state obligations

not available

not applicable

not applicable

General score

3.11

▲ 0.15

General score by vulnerability

3.67

▲ 0.34

Related Indicators

Trade balance for fisheries products

2025

5.0

2023

5.0

2019-2021
change

— 0

2021

5.0

Share of global imports

1.0

1.0

— 0

1.0

Perception of levels of corruption

5.0

4.0

▲ 1.0

5.0

Gross national income per capita

5.0

5.0

— 0

5.0

Volume of catches

1.0

1.0

— 0

1.0

General score by prevalence

1.43

▲ 0.43

Carded' under the EU IUU Regulation

1.0

1.0

— 0

1.0

Identified' by NOAA for IUU fishing

1.0

1.0

— 0

1.0

Mentions of IUU fishing in media reports

2.0

1.0

▲ 1.0

1.0

General score by response

3.73

▼ 0.18

Mandatory vessel tracking for commercial seagoing fleet

not available

not applicable

not applicable

Demand for MSC products

5.0

5.0

— 0

5.0

Ratification/accession of UNCLOS Convention

1.0

1.0

— 0

1.0

Ratification/accession of UNFSA

5.0

5.0

— 0

5.0

Mentions in media reports to combatting IUU fishing

4.0

5.0

▼ 1.0

5.0

Have a NPOA-IUU

5.0*

5.0

— 0

5.0

Market State is contracting party or cooperating non-contracting party to relevant RFMOs

1.0

1.0

— 0

1.0

* Indicates that scores from an older version of the Index have been used due to 2025 data not being available.