

2025 Country profile

Brunei Darussalam

World ranking

48 of 152 countries **▲ 64**

Asia ranking

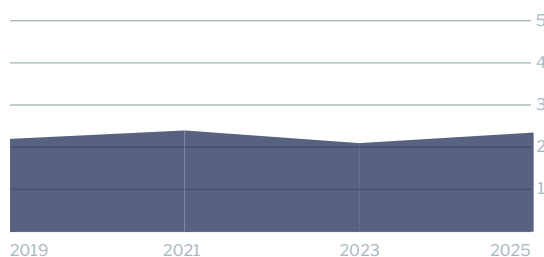
13 of 20 countries **▲ 7**

Western Pacific ranking

11 of 29 countries **▲ 14**

IUU score trends


2023 - 2025 change **▲ 0.28**



Note: Higher scores closer to 5, and ranks closer to 1, indicate worse/poor performance. Green or red arrows show change in 2025 compared to 2023

2025
IUU
Score

2.36

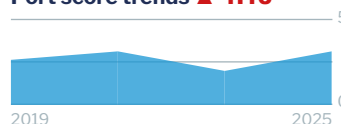


2.82 **1.47** **3.13** **2.29**
Coastal **Flag** **Port** **General**

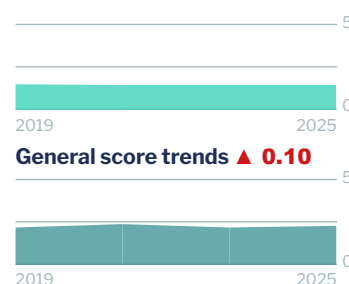
Coastal score trends — 0



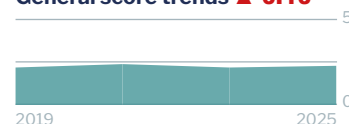
Port score trends **▲ 1.13**



Flag score trends — 0



General score trends **▲ 0.10**



Coastal score **2.82** — 0

Coastal score by vulnerability **3.00** — 0

Related Indicators

	2025	2023	2023-2025 change	2021
Size of EEZ	1.0	1.0	— 0	1.0
Agreement over all maritime boundaries	5.0*	5.0	— 0	5.0
Dependency on fish for protein	5.0	5.0	— 0	5.0
Authorise foreign vessels to operate in EEZ	not available	not available		not available

* indicates that scores from an older version of the Index have been used due to 2025 data not being available.

Coastal score by prevalence **2.60** — 0

Has MSC-certified fisheries	5.0	5.0	— 0	5.0
Views of MCS practitioners on coastal compliance incidents	1.0	1.0	— 0	1.0

Coastal score by response **3.00** — 0

Coastal State is contracting party or cooperating non-contracting party to all relevant RFMOs	3.0	3.0	— 0	3.0
Operate a national VMS/FMC centre	not available	not available		not available


Flag score **1.47** – 0


Flag score by vulnerability **1.00** – 0

Related Indicators	2025	2023	2023-2025 change	2021
Distant water vessels on RFMO RAVs	1.0	1.0	– 0	1.0
Distant water vessels under several RFMOs	not available	not applicable		not applicable

Flag score by prevalence **1.00** – 0

Vessels on IUU lists	1.0	1.0	– 0	1.0
View of fisheries observers on flag state compliance incidents	1.0	1.0	– 0	1.0
Views of MCS practitioners on flag state compliance incidents	1.0	1.0	– 0	1.0

Flag score by response **2.60** – 0

Accepted FAO Compliance Agreement	not available	not applicable		not applicable
Registered vessels with foreign or unknown ownership 	1.0	1.0	– 0	1.0
Provision of vessel data for inclusion in Global Record	5.0	5.0	– 0	5.0
Compliance with RFMO flag state obligations	not available	not applicable		not applicable
Flag State is contracting party or cooperating non-contracting party to all relevant RFMOs	1.0	1.0	– 0	1.0

 Indicator “Authorised vessel data provided to FAO HSVAR” used in 2019 was changed to “Registered vessels with foreign or unknown ownership” from 2021.

Port score **3.13** ▲ 1.13

Port score by vulnerability **4.00** ▲ 2.00

Related Indicators	2025	2023	2023-2025 change	2021
Number of fishing ports	3.0*	3.0	– 0	3.0
Port visits by foreign fishing or carrier vessels	5.0*	1.0	▲ 4.0	5.0

Port score by prevalence **1.00**

Views of MCS practitioners on port compliance incidents	1.0	not applicable		1.0
View of fisheries observers on port compliance incidents	1.0	not applicable		1.0

* Indicates that scores from an older version of the Index have been used due to 2025 data not being available.


Port score by response **5.00**

Related Indicators

Party to the PSMA

2025

5.0

2023

not applicable

2023-2025
change

2021

5.0

Designated ports specified for entry by foreign vessels

5.0*

not applicable

5.0

Compliance with RFMO port state obligations

not available

not applicable

not applicable

* indicates that scores from an older version of the Index have been used due to 2025 data not being available.

General score **2.29** ▲ **0.10**
General score by vulnerability **1.17** — 0

Related Indicators

Trade balance for fisheries products

2025

2.0

2023

2.0

2019-2021
change

— 0

2021

4.0

Share of global imports

1.0

1.0

— 0

1.0

Perception of levels of corruption

not available

not available

3.0

Gross national income per capita

1.0

1.0

— 0

1.0

Volume of catches

1.0

1.0

— 0

1.0

General score by prevalence **1.86** ▲ **0.86**

Carded' under the EU IUU Regulation

1.0

1.0

— 0

1.0

Identified' by NOAA for IUU fishing

1.0

1.0

— 0

1.0

Mentions of IUU fishing in media reports

3.0

1.0

▲ 2.0

1.0

General score by response **3.50** ▼ **0.50**

Mandatory vessel tracking for commercial seagoing fleet

not available

not available

not available

Demand for MSC products

5.0

5.0

— 0

5.0

Ratification/accession of UNCLOS Convention

1.0

1.0

— 0

1.0

Ratification/accession of UNFSA

5.0

5.0

— 0

5.0

Mentions in media reports to combatting IUU fishing

5.0

5.0

— 0

5.0

Have a NPOA-IUU

not available

not available

not available

Market State is contracting party or cooperating non-contracting party to relevant RFMOs

1.0

3.0

▼ 2.0

3.0