



2025 Country profile

Bangladesh

World ranking

107 of 152 countries ▼ 48

Asia ranking


20 of 20 countries ▼ 8

East Indian Ocean ranking

8 of 9 countries ▼ 5

2025
IUU
Score

2.09

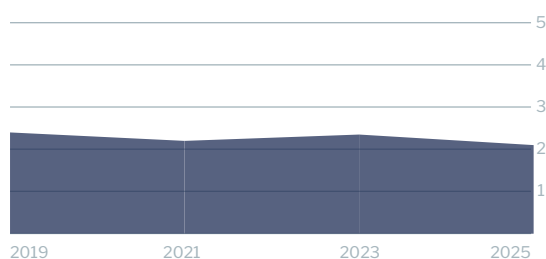


1.94 1.70 1.83 2.53

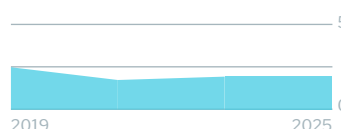
Coastal Flag Port General

IUU score trends


2023 - 2025 change ▼ 0.24



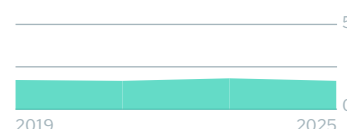
Coastal score trends — 0




Port score trends ▼ 0.17



Flag score trends ▼ 0.15



General score trends ▼ 0.54



Note: Higher scores closer to 5, and ranks closer to 1, indicate worse/poor performance. Green or red arrows show change in 2025 compared to 2023

Coastal score

1.94

— 0

Coastal score by vulnerability

1.67

— 0

Related Indicators

	2025	2023	2023-2025 change	2021
Size of EEZ	2.0	2.0	— 0	2.0
Agreement over all maritime boundaries	1.0	1.0	— 0	1.0
Dependency on fish for protein	3.0	3.0	— 0	3.0
Authorise foreign vessels to operate in EEZ	1.0	1.0	— 0	1.0

Coastal score by prevalence

3.20

— 0

Has MSC-certified fisheries	5.0	5.0	— 0	5.0
Views of MCS practitioners on coastal compliance incidents	2.0	2.0	— 0	1.0

Coastal score by response

1.00

— 0

Coastal State is contracting party or cooperating non-contracting party to all relevant RFMOs	1.0	1.0	— 0	1.0
Operate a national VMS/FMC centre	1.0	1.0	— 0	1.0


Flag score **1.70** ▼ **0.15**
Flag score by vulnerability **1.00** — **0**

Related Indicators	2025	2023	2023-2025 change	2021
Distant water vessels on RFMO RAVs	1.0	1.0	— 0	1.0
Distant water vessels under several RFMOs	not available	not applicable		not applicable

Flag score by prevalence **1.00** — **0**

Vessels on IUU lists	1.0	1.0	— 0	1.0
View of fisheries observers on flag state compliance incidents	1.0	1.0	— 0	1.0
Views of MCS practitioners on flag state compliance incidents	1.0	1.0	— 0	1.0

Flag score by response **2.75** ▼ **0.38**

Accepted FAO Compliance Agreement	not available	not applicable		not applicable
Registered vessels with foreign or unknown ownership	1.0	1.0	— 0	1.0
Provision of vessel data for inclusion in Global Record	5.0	5.0	— 0	5.0
Compliance with RFMO flag state obligations	3.0	4.0	▼ 1.0	3.0
Flag State is contracting party or cooperating non-contracting party to all relevant RFMOs	1.0	1.0	— 0	1.0

Indicator "Authorised vessel data provided to FAO HSVAR" used in 2019 was changed to "Registered vessels with foreign or unknown ownership" from 2021.

Port score **1.83** ▼ **0.17**
Port score by vulnerability **2.00** ▼ **2.00**

Related Indicators	2025	2023	2023-2025 change	2021
Number of fishing ports	3.0	3.0	— 0	3.0
Port visits by foreign fishing or carrier vessels	1.0	5.0	▼ 4.0	5.0

Port score by prevalence **-**

Views of MCS practitioners on port compliance incidents	not available	1.0		1.0
View of fisheries observers on port compliance incidents	not available	1.0		1.0

**Port score by response** **1.75** — 0

Related Indicators

	2025	2023	2023-2025 change	2021
Party to the PSMA	1.0	1.0	— 0	1.0
Designated ports specified for entry by foreign vessels	1.0	1.0	— 0	1.0
Compliance with RFMO port state obligations	3.0	3.0	— 0	3.0

General score **2.53** ▼ 0.54**General score by vulnerability** **3.00** ▼ 0.11

Related Indicators

	2025	2023	2019-2021 change	2021
Trade balance for fisheries products	2.0	3.0	▼ 1.0	3.0
Share of global imports	1.0	1.0	— 0	1.0
Perception of levels of corruption	4.0	4.0	— 0	4.0
Gross national income per capita	4.0	4.0	— 0	5.0
Volume of catches	2.0	2.0	— 0	2.0

General score by prevalence **1.00** ▼ 0.43

Carded' under the EU IUU Regulation	1.0	1.0	— 0	1.0
Identified' by NOAA for IUU fishing	1.0	1.0	— 0	1.0
Mentions of IUU fishing in media reports	1.0	2.0	▼ 1.0	1.0

General score by response **3.00** ▼ 0.86

Mandatory vessel tracking for commercial seagoing fleet	5.0	5.0	— 0	5.0
Demand for MSC products	5.0	5.0	— 0	5.0
Ratification/accession of UNCLOS Convention	1.0	1.0	— 0	1.0
Ratification/accession of UNFSA	1.0	1.0	— 0	1.0
Mentions in media reports to combatting IUU fishing	5.0	5.0	— 0	3.0
Have a NPOA-IUU	1.0	5.0	▼ 4.0	5.0
Market State is contracting party or cooperating non-contracting party to relevant RFMOs	1.0	1.0	— 0	1.0