



2025 Country profile

Australia

World ranking

114 of 152 countries ▲ 34

Oceania ranking

10 of 15 countries ▲ 5

East Indian Ocean ranking

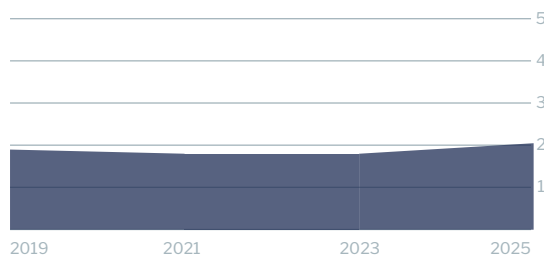
9 of 9 countries

Western Pacific ranking


24 of 29 countries ▲ 5

IUU score trends

2023 - 2025 change ▲ 0.25

**Note:** Higher scores closer to 5, and ranks closer to 1, indicate worse/poor performance. Green or red arrows show change in 2025 compared to 20232025
IUU
Score

2.07



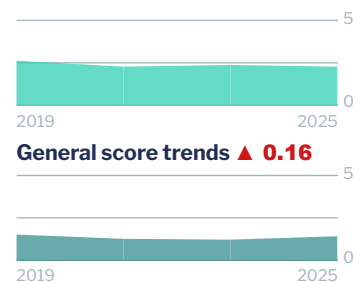
2.31 2.29 2.61 1.43

Coastal Flag Port General

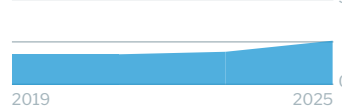
Coastal score trends ▲ 0.50




Flag score trends ▼ 0.13



Port score trends ▲ 0.67



General score trends ▲ 0.16



Coastal score

2.31

▲ 0.50

Coastal score by vulnerability

4.00

▲ 1.33

Related Indicators

	2025	2023	2023-2025 change	2021
Size of EEZ	5.0	5.0	— 0	5.0
Agreement over all maritime boundaries	1.0	1.0	— 0	1.0
Dependency on fish for protein	3.0	3.0	— 0	3.0
Authorise foreign vessels to operate in EEZ	5.0	1.0	▲ 4.0	1.0

Coastal score by prevalence

1.60

— 0

Has MSC-certified fisheries	1.0	1.0	— 0	1.0
Views of MCS practitioners on coastal compliance incidents	2.0	2.0	— 0	3.0

Coastal score by response

1.00

— 0

Coastal State is contracting party or cooperating non-contracting party to all relevant RFMOs	1.0	1.0	— 0	1.0
Operate a national VMS/FMC centre	1.0	1.0	— 0	1.0

Flag score

2.29 ▼ 0.13

Flag score by vulnerability

4.50 — 0

Related Indicators	2025	2023	2023-2025 change	2021
Distant water vessels on RFMO RAVs	4.0	4.0	— 0	4.0
Distant water vessels under several RFMOs	5.0	5.0	— 0	5.0


Flag score by prevalence


1.00 — 0

Vessels on IUU lists	1.0	1.0	— 0	1.0
View of fisheries observers on flag state compliance incidents	1.0	1.0	— 0	1.0
Views of MCS practitioners on flag state compliance incidents	1.0	1.0	— 0	1.0

Flag score by response

2.11 ▼ 0.33

Accepted FAO Compliance Agreement	1.0	1.0	— 0	1.0
Registered vessels with foreign or unknown ownership 	2.0	2.0	— 0	2.0
Provision of vessel data for inclusion in Global Record	1.0	1.0	— 0	1.0
Compliance with RFMO flag state obligations	4.0	5.0	▼ 1.0	4.0
Flag State is contracting party or cooperating non-contracting party to all relevant RFMOs	1.0	1.0	— 0	1.0

 Indicator “Authorised vessel data provided to FAO HSVAR” used in 2019 was changed to “Registered vessels with foreign or unknown ownership” from 2021.

Port score

2.61 ▲ 0.67

Port score by vulnerability

4.50 — 0

Related Indicators	2025	2023	2023-2025 change	2021
Number of fishing ports	4.0	4.0	— 0	4.0
Port visits by foreign fishing or carrier vessels	5.0	5.0	— 0	5.0

Port score by prevalence

1.50 — 0

Views of MCS practitioners on port compliance incidents	1.0	1.0	— 0	1.0
View of fisheries observers on port compliance incidents	2.0	2.0	— 0	1.0


Port score by response **2.50** ▲ **1.50**

Related Indicators

	2025	2023	2023-2025 change	2021
Party to the PSMA	1.0	1.0	— 0	1.0
Designated ports specified for entry by foreign vessels	1.0	1.0	— 0	1.0
Compliance with RFMO port state obligations	5.0	1.0	▲ 4.0	1.0

General score **1.43** ▲ **0.16**
General score by vulnerability **1.67** ▲ **0.11**

Related Indicators

	2025	2023	2019-2021 change	2021
Trade balance for fisheries products	2.0	2.0	— 0	1.0
Share of global imports	3.0	2.0	▲ 1.0	3.0
Perception of levels of corruption	2.0	2.0	— 0	2.0
Gross national income per capita	1.0	1.0	— 0	1.0
Volume of catches	1.0	1.0	— 0	1.0

General score by prevalence **1.43** — 0

Carded' under the EU IUU Regulation	1.0	1.0	— 0	1.0
Identified' by NOAA for IUU fishing	1.0	1.0	— 0	1.0
Mentions of IUU fishing in media reports	2.0	2.0	— 0	1.0

General score by response **1.29** ▲ **0.29**

Mandatory vessel tracking for commercial seagoing fleet	1.0	1.0	— 0	1.0
Demand for MSC products	2.0	1.0	▲ 1.0	2.0
Ratification/accession of UNCLOS Convention	1.0	1.0	— 0	1.0
Ratification/accession of UNFSA	1.0	1.0	— 0	1.0
Mentions in media reports to combatting IUU fishing	2.0	1.0	▲ 1.0	2.0
Have a NPOA-IUU	1.0	1.0	— 0	1.0
Market State is contracting party or cooperating non-contracting party to relevant RFMOs	1.0	1.0	— 0	1.0